

Housing Application and Room Selection

...

for Continuing Students

Timeline

Dates	Event
April 10-17	Application Period
May 10-26	Room Selection (for students with priority status)
May 31 to mid-August	Assignments by Housing Staff (for students with priority status)

Overview Video



Housing Priority Status

Continuing Students

- Notification if you have priority status or not sent in **February 23** email from **housing@ucsc.edu**
- If you don't have the email, a copy is in your messages in the Housing Portal (**studenthousing.ucsc.edu**)
- More information about which students have priority is at **housing.ucsc.edu/prioritygroups**

If you don't have priority

- You can apply, however your application will be on the **general waitlist**
- Be **flexible** about the types of spaces you would accept
- Be **patient**: students with priority status will be housed first
- Unfortunately, we do not expect to be able to accommodate all interested students
- We strongly encourage you to also actively pursue off-campus housing

Off-campus Housing Resources

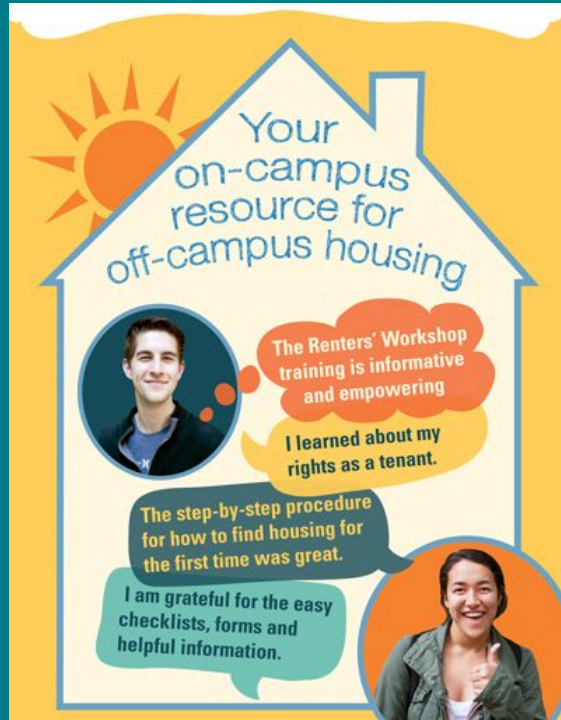
communityrentals.ucsc.edu

Students who do not have priority status are encouraged to pursue off-campus housing by utilizing the helpful resources at **communityrentals.ucsc.edu**.

- An online **Renters Workshop** helps students optimize their rental search and provides valuable tips for first-time renters.
- The **Places4Students.com** rental listing site contains off-campus rentals in the communities surrounding UCSC, as well as roommate profiles of UCSC affiliates who are looking for off-campus housing. Viewing of rental listings and roommate profiles is restricted to UCSC affiliates so this is a great resource for all UCSC students!

Off-campus Housing Resources

communityrentals.ucsc.edu



Take the Renters Workshop and learn about:

- Maximizing your search
- Preparing an impressive Rental Application Packet
- Tenants' rights and responsibilities
- Security deposit do's and don'ts
- Optimizing your living experience with housemates, landlords, and neighbors

Tips for Students Seeking Off-campus Housing

April, May and early June

- ❑ **Begin searching listings** on the [Places4Students.com](https://www.Places4Students.com) rental listing site. You can also create a Roommate Profile and begin searching for roommates using the Roommate Finder feature.
- ❑ Additional listings appear throughout the summer, typically around 30-days before the rental is available for move-in.
- ❑ **Talk to friends about your plans...**many students find housing by word of mouth!

Housing Application Period

April 10-17

- Continuing students interested in Fall 2023 housing can apply.
- Apply in the Housing Portal **studenthousing.ucsc.edu**



Housing Priority Status

What does PRIORITY mean?

- It's not a housing guarantee, but **greatly improves** your chances
- Students with priority **must apply** by the **April 17** deadline or **lose priority status!** (deadline strictly enforced)
- Eligible to receive a Room Selection lottery time and perhaps select your own housing
- If you have priority and don't select a space during Room Selection, you will **maintain your priority application** and be assigned by a Housing Coordinator when a space matching one of your preferences is available



Housing Application Period

April 10-17

On your application...

- **Select the one college or community you wish to apply to**
- **Students with priority:** carefully consider where you plan to apply and understand how **college affiliation** can affect which **Room Selection** passes you'll be invited to
- **Students with priority:** coordinate with any friends you hope to live with — you all must apply to the same community.

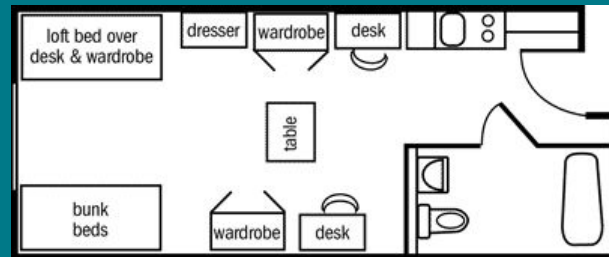
Housing Options

Crown and Merrill Colleges

- Both apartment and res hall spaces will be available for continuing students. More info about residence halls and apartments will appear later in presentation.

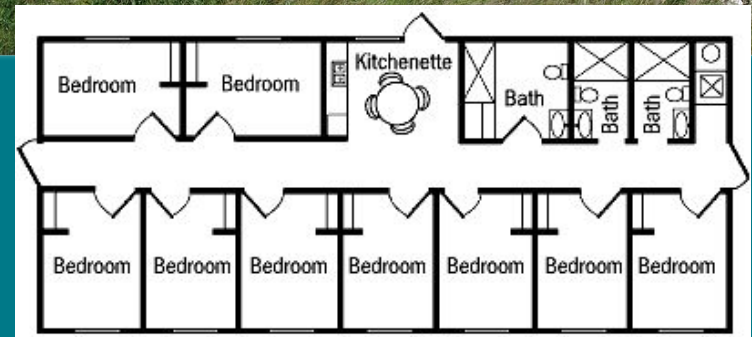
University Town Center

- **Located in downtown Santa Cruz** amid all that downtown has to offer. Riding the Metro buses or UCSC bike shuttle makes getting to campus easy.
- Double and Triple occupancy **studio apartments** with private bathrooms and kitchenettes.
- **No meal plan** required.
- Large **TV lounge, computer/study area, and laundry room** available.
- Available to **students of all college affiliations**.



The Village

- Located near the East Field/East Remote Lot, and the Music Center.
- Each house has a **combination of 4 single and 5 small double rooms**, three bathrooms, and one kitchenette.
- **No meal plan** required.
- Available to **students of all college affiliations**.
- Groups participating in Room Selection don't need to fill an entire house.



Campuswide Theme Housing

- International Living Center (ILC)
- ABC Themed Housing Communities
- Trans-Inclusive Housing

Supplemental application required. Students with priority status accepted into these options will be assigned by housing staff prior to Room Selection.

ABC Themed Housing Communities

- Located at Stevenson College, Oakes College, Rachel Carson College, College Nine, and John R. Lewis College
- For students whose interests span historical, present-day, and future experiences of predominantly African, Black, and Caribbean peoples
- Available to students of all college affiliations
- Learn more: housing.ucsc.edu/abc-theme



International Living Center

- The International Living Center (ILC) is a **thriving community of residents from around the world** (approximately 40 different countries).
- Founded on the belief that the best way to foster international understanding, is through working, living, studying, and socializing with people from different backgrounds.
- **Located in the College Nine and John R. Lewis College apartments**
- Available to students of all college affiliations
- Learn more at: collegenine.ucsc.edu



Trans-Inclusive Housing

- Intended to create a safer/supportive living space for **transgender, nonbinary, or different gender identity, and their allies, as well as students questioning their gender identity**
- Located in the **Redwood Grove** apartments
- Available to students of all college affiliations
- Learn more: housing.ucsc.edu/trans-inclusive





Residence Hall Options

Continuing Student Areas

Merrill D Bldg. - 24 spaces

Crown Gauss House - 69 spaces

**Variety of other res hall spaces, including single rooms,
and triple rooms mixed in freshman dorms**

Approximately 25 at Merrill and 75 at Crown

Residence Hall Meal Plans

Students living in residence halls are required to select one of these plans

Blue Meal Plan

- The minimum required plan for students living in residence halls.
- 10 meals/week if used exclusively in the Dining Halls.

Gold Meal Plan

- Ideal for students who want to eat most – but not all – of their meals at UCSC Dining locations.
- 14 meals/week if used exclusively in the Dining Halls.

Banana Slug Meal Plan

- Intended for our Banana Slug students who plan to visit campus Dining Halls for 3 meals/day, 7 days/week, or want greater flexibility to get food from other UCSC Dining locations.

Residence Hall Meal Plans

Students living in residence halls are required to select one of these plans

- Meal plans can be used at all UCSC Dining locations including dining halls, coffee shops, cafes and markets.
- Meal plans reset at the beginning of each quarter.
- Slug Points Bonus, which carry over until the end of the academic year in June, can be added to any meal plan.
- Students have an opportunity every quarter to change their meal plan for the following quarter.



All meal plans can be used at any UCSC Dining location

18 locations will be open by Fall 2023



2023-24 UCSC Dining Locations

Dining Halls

- Cowell/Stevenson
- Crown/Merrill
- College Nine/John R. Lewis
- Porter/Kresge
- **Rachel Carson/Oakes- Fall 2023**

Markets

- Porter Market
- Merrill Market - Spring 2023
- **Slug Stop at Quarry Plaza - Fall 2023**

PERK Coffee Locations

- Baskin Engineering
- Physical Sciences
- Earth and Marine Sciences

Cafes

- Global Village Cafe
- Oakes Cafe
- Stevenson Coffee House
- Terra Fresca Coffee Bar - Spring 2023
- **Terra Fresca Restaurant - Fall 2023**
- **Banana Joe's Grill & Market - Fall 2023**
- **Owl's Nest - Fall 2023**



Apartment Options

Apartment Configurations

Crown Merrill Apts. Approximately - CR- 240 spaces MR-200 spaces

6 Person most common (55 apts), 4 Person (only 18 apts), 5 Person very limited (only 8 apts) Totals for CR/MR

Configuration: # of Students per Apartment:

Two Triples 6

Four Singles 4

Two Singles, One Triple 3

One Double, One Triple 5

(Many of the other 5 person apartments are RA occupied.)

**For Students
With PRIORITY**

Room Selection

Preassignment

Before Room Selection, housing staff assign the following students with priority:

- **Resident Assistant (RA)/Neighborhood Assistant (NA)**
- Students accepted to a **campus-wide theme** (ABC Themed Housing, ILC, Trans-inclusive housing)
- Students with a documented **disability-related accommodation** (must be renewed annually!)

Room Selection Process

for continuing students

- Students with **priority status** who apply during the **application period** will be invited to participate in one or more of the Room Selection Passes.
- Students can participate either as an individual or as a member of a group with other students who have priority status.



Room Selection Overview

Apply to:	1st Pass	2nd Pass*	3rd Pass*	4th Pass*
Your affiliated college	Yes	Yes	Yes	Yes
The Village or University Town Center	Yes	Yes	Yes	Yes
A different college	No	No	Yes	Yes

*Important: All passes may not take place at every college/community. If the spaces made available for Room Selection have been filled at a community, no additional passes will be held there.

Room Selection Process

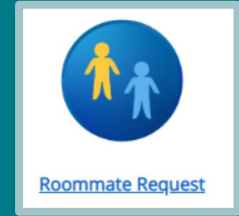
for continuing students

- Students must apply for the **same community** in order to form a group.
- Room Selection is designed to allow roommate groups who can **completely fill** an apartment or residence hall room the earliest opportunity to select a space. The process also gives precedence to students who apply to live at their **affiliated college**.

Room Selection Process

Tips for Roommate Groups:

- To form a group, or to make changes to your group, access the **Roommate Request** process in the Housing Portal.
- If you are a member of a group, designate the person in your group with the **earliest appointment time** as your group leader.
- By joining a roommate group you are authorizing the group leader to select your housing and agreeing to **accept that person's decision as final**.



Room Selection Process

Tips for Roommate Groups:

- **Have a plan—and backup plans!** Talk to your group ahead of time about what types of rooms each person is willing to accept and who will share a room with whom.
- Some room types are highly sought after, but have limited availability, such as apartments and single rooms. **If your preferred space isn't available, move on to your backup plans.**

Room Selection Process

for continuing students

- A **randomized lottery** is used to determine the order in which students can log in to Room Selection.
- The **lottery start time** is the earliest a student can log in to the Room Selection Process.



Room Selection Process

for continuing students

Important!

- Remember, depending on space availability, **all passes may not take place at every college/community.**
- If you do not select a space during the current pass, you will receive a **lottery time for the next pass if spaces remain available** for Room Selection (can vary by college/community).

Room Selection - 1st Pass

Must fill a space & college affiliation matters

During 1st Pass, students must be able to **completely fill a residence hall room or an entire apartment** in order to make a selection.

For example:

- You will only be able to select an **apartment** if a space is available to accommodate your group size and gender(s).
- To select a **residence hall triple**, you need a group of three, all with the same gender.

Room Selection - 2nd Pass

Do *not* need to fill a space & college affiliation matters

During 2nd Pass, you do not need to completely fill a space in order to select it.

For example:

- You and a roommate could select a double room in an **apartment**, if available.
- If you're participating as an individual, you could select an available space in an **apartment** or **residence hall room**.

Room Selection - 3rd Pass

Do *not* need to fill space & affiliation does *not* matter

Students who apply to a college they are **not affiliated** with will be invited to **3rd Pass**, if it is held at the community applied to.

For example:

- You could select a space in an **apartment**, if available.
- Or you could select an available space in a **residence hall room**.

Room Selection - 4th Pass

Campus wide - do *not* need to fill a space

During 4th Pass, **any available spaces campus-wide are available**, regardless of which community you applied for.

For example:

- If you applied to live at **Stevenson**, but were not able to select a space during previous passes, you could select **anywhere with space still available**, such as at another college, the Village, or University Town Center.

Room Selection Process

Priority Waitlist & next steps

- If you did not choose a space during Room Selection, or if there were not any spaces available during your lottery time, your application will be on the **priority waitlist**.
- Stay positive—you will **maintain your priority status** and be assigned housing when a space matching your preferences becomes available.

Room Selection

Gender and Room Assignments:

- A student's gender designation in the MyUCSC portal plays a role in determining their room and roommate(s) assignment. In most cases, students are assigned roommates of the same gender.
- Students may view and update their gender information through MyUCSC (my.ucsc.edu).
- Changes made in MyUCSC are updated in the Housing Portal within 24 hours.

Room Selection

Gender and Room Assignments

MyUCSC Value	Definition	Housing Portal Value
Female (F)	Female Trans Female Trans Woman	Female
Male (M)	Male Trans Male Trans Man	Male
Nonbinary (X)*	Nonbinary Genderqueer Gender NonConforming Different Identity	* In the Housing Portal these values are represented as Nonbinary/Different Identity
Unspecified (U)*	Unspecified Decline to State Unreported	

Room Selection

Gender and Room Assignments:

For example:

- a student with a **female** gender designation would be assigned to a room with other students with **female** gender designations.
- a student with a **male** gender designation would be assigned to a room with other students with **male** gender designations.
- and a student with a **nonbinary / different identity** gender designation would be assigned to a room with other students with **nonbinary / different identity** gender designations.

Room Selection

Gender and Room Assignments:

- Housing Coordinators have the ability to assign students with different gender designations upon request.
- Students are encouraged to contact their Housing Coordinator prior to Room Selection if they would like to request a roommate of a different gender.
- For more information, visit: housing.ucsc.edu/gender

Community Staff Assign Waitlist Students

After Room Selection...and continuing throughout the
summer

Community Staff Assign Waitlist Students

- As long as your application is on the priority waitlist it represents your interest in being assigned housing.
- Housing coordinators will assign available spaces to students with priority status before any remaining spaces are assigned to students without priority status.



Community Staff Assign Waitlist Students

Reminders for students on the Priority Waitlist:

- **Be flexible.** The more flexible you are when ranking room preferences in your application, the greater your chance of being assigned housing. Return to the Housing Portal to update the room preferences listed in your housing application. **Include *all* the room types** you agree to accept.

Community Staff Assign Waitlist Students

Reminders for Students on the Priority Waitlist:

- **Be patient.** We cannot predict when or what type of spaces may become available, or how many waitlist students we will be able to accommodate.
- **If a space matching one of your room preferences** becomes available, you will be assigned to the space. You will not receive notification prior to being assigned, but a confirmation email will be sent to your UCSC email once you've been assigned housing.

Cancellation Policy

studenthousing.ucsc.edu

Important!

- It is **your responsibility to cancel your application** via the Housing Portal if you are no longer interested in university housing.
- Cancel immediately if you find off-campus housing, are accepted into an exchange program, or do not plan to attend UCSC.
- There is **no fee for cancelling a waiting list application**.
- There is a **fee for cancelling an assigned housing space**.

Cancellation Date	Cancellation Fee
On or before July 1	\$150.00
July 2 through August 1	\$250.00
After August 1	\$350.00

Review

...

Reminder!

Housing Application Period

April 10-17

Apply at studenthousing.ucsc.edu

Questions? Contact Us!

crownmerrillhousing@ucsc.edu

